

Standard Equipment

Exterior

- Molded Gel Coat / Fiberglass Uni-Body
- 2 x 3 Tubular Steel Frame w/2" Ball Coupler
- Torflex Axle w/ Electric Brakes
- Radial Tires ST175/80R13
- 13 X 5 White Steel Wheels
- Rear Crank Down Stabilizer Jacks
- Front Swivel Jack w/ Wheel
- Tinted Jalousie Windows
- Exterior Lighting Front and Side
- LED Turn / Stop Tail Lights
- Side Marker Lights
- 20lb Propane Tank w/ Regulator
- Deep Cycle 12V Battery
- 15 Amp Shore Power Inlet
- 25' Removable Power Cord
- 45 Amp Power Converter / Battery Charger
- 13 Gallon Fresh Water Tank
- Lockable Water Fill Hatch

Interior

- Stainless Steel Glass Covered 3 Burner Stove & Sink
- 1.7 Cubic Foot 12 Volt Refrigerator w/Freezer
- Power Roof Vent
- Pleated Window Shades
- Wood Cabinet Doors
- Insulated Closed Cell Vinyl Ceiling/Wall Covering
- Premium 4" Seating Cushions
- Removable Carpeting
- Rear & Front Overhead Shelves
- Extensive Under Seat Storage
- Multiple 110 Volt Duplex Outlets
- Interior Overhead Lighting w/Fluorescent Galley Light
- Entry Light
- Rear Dinette Seating / Bed & Table

Safety

- Emergency Rear Egress Window
- Emergency Break Away System
- Carbon Monoxide/Propane Detector
- Fire Extinguisher
- Tow Safety Chains

Legend Package

- Aluminum Star Wheels
- Rear Mount Spare Tire w/Cover
- Front Window w/Opening Shield
- Trillium Mud Flaps
- Propane Bottle Cover
- MaxxAir Electric Roof Exhaust Fan
- 2.8 Cubic Foot 12 Volt Refrigerator w/Freezer
- Trillium Electronic Control Panel
- Cable TV Hook-up
- Pleated Day/Night Window Shades
- Removable Closet Shelves (2)
- Maple Cabinet Doors
- Rear Table Shelf
- Carpeted Lower Storage Compartments

Options

- Legend Package Options Listed Above Can Be Ordered Individually
- Custom Graphics
- Awning
- 11000 BTU Low Profile Air Conditioner
- Stereo System
- TV /DVD System
- 12000 BTU LP Furnace
- Solar Charging System
- Silverware Drawer
- Kitchen Counter Extension
- Trillium Logo Wheels
- 30 Amp Shore Power Inlet w/Removable Cord
- Exterior 110 Volt Duplex Outlet
- Interior 12 Volt DC Outlet
- 110 Volt Inverter
- Microwave Oven
- 6 Gallon LP Gas/DSI Water Heater

Trillium RV

By
MATTMAN GLOBAL
Specialty Vehicles

Lightweight Easy Tow RV Trailer
Aerodynamic Design
Minimizes Fuel Consumption
Bonded Gel-Coat Fiberglass Construction



“Sleeps up to Four”
Perfect for Spontaneous Day Trips
Equipped for Cross Country Excursions
Convenient and Ready to Roll

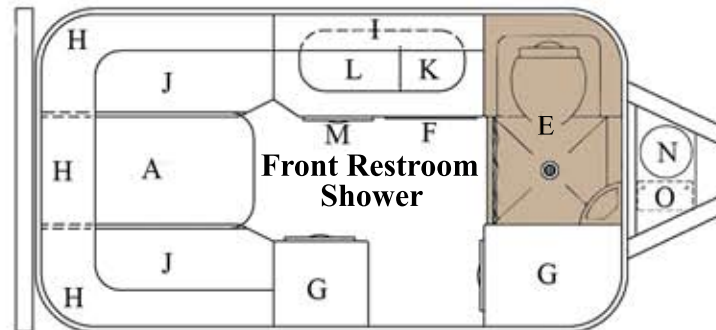
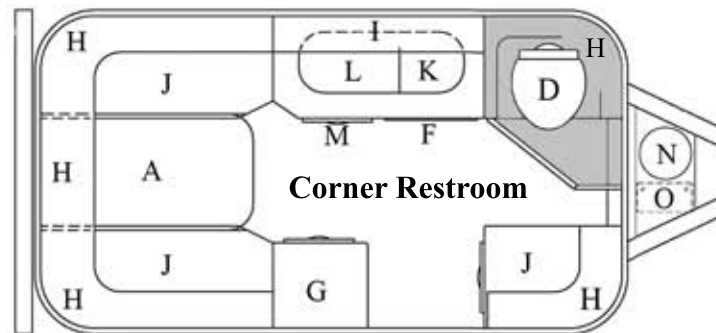
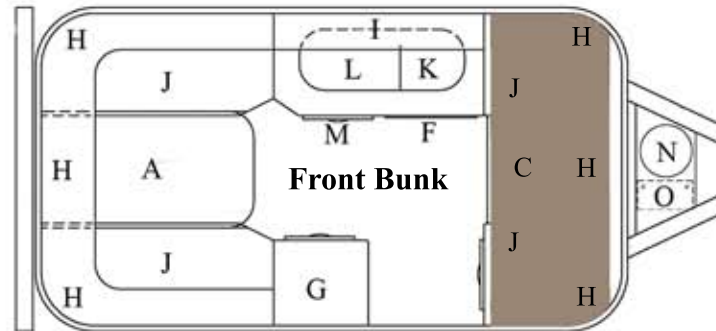
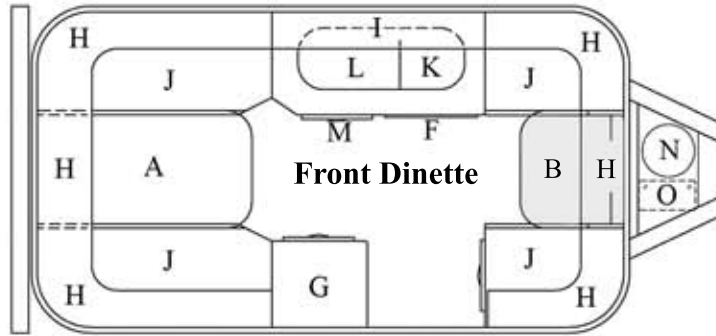
Limited Three Year Warranty

Trillium RV Limited
1894 Hwy 50 East #4-178
Carson City, NV 89701
Phone 775 - 443 - 8946
RVsales@trilliumrv.com

Trillium RV Limited
Traveland USA Showroom
6441 Burt Road
Suite 13
Irvine, CA 92618
Phone 949 - 608 - 9034
Fax 949 - 681 - 8079
RVinfo@trilliumrv.com

13' and 15' Models
4 Floor Plans
Sleeps up to Four

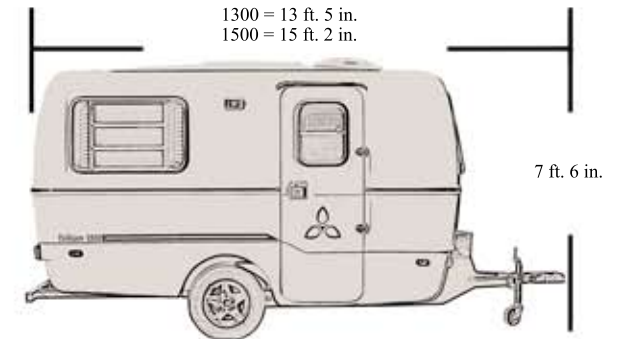
www.TrilliumRV.com



Specifications

Standard Models

	1300	1500
Exterior Length	13 ft. 5 in.	15 ft. 2 in.
Exterior Height	7 ft. 6 in.	
Exterior Width	6 ft. 6 in.	
Unloaded Trailer Weight	1,400 lbs.	1,680 lbs.
Gross Vehicle Weight Rating	2,200 lbs.	2,500 lbs.
Dry Hitch Weight	200 lbs.	170 lbs.
Interior Height @ Center	6 ft. 3 in.	
Required Tow Ball Size	2 inches	
Fresh Water Tank Capacity	13 gallons	
Gray Water Tank Capacity R/Model	25 gallons	
Black Water Tank Capacity R/Model	15 gallons	



Features

- A - Rear Dinette / Bed
- B - Front Dinette / Bed
- C - Front Bunk Bed
- D - Corner Restroom
- E - Front Restroom / Shower
- F - Refrigerator
- G - Closet / Storage
- H - Overhead Storage
- I - Overhead Cabinets
- J - Under Seat Storage
- K - Sink
- L - Stove
- M - Kitchen Drawers
- N - Propane Tank
- O - Battery

